

**17th ANNUAL
DESERT TALON
DRILL MEET**



04 November 2023

**HELD AT: Hamilton High School:
3700 S Arizona Ave
Chandler AZ, 85248**

INDEX

Section I:.....	General Provisions
Section II:.....	Inspection Procedures
Section III:.....	Regulation Drill
Section IV:.....	Exhibition Drill
Section V:.....	Color Guard
Section VI:.....	Individual Drill Down
Section VII:.....	Sweepstakes
Section VIII.....	Judging Responsibilities
Section IX:.....	Tie Break Procedures
Section X.....	Awards Presentation
Attachment 1.....	Unarmed Regulation Drill Sequence
Attachment 2.....	Armed Regulation Drill Sequence
Attachment 3.....	Color Guard Sequence
Attachment 4.....	1 st Year Regulation Sequence
Attachment 5.....	Acceptable Questions
Attachment 6.....	Potential Drill Down Commands
Attachment 7.....	Directions to Hamilton High School
Attachment 8.....	Campus Map
Attachment 9.....	Entry Form

PURPOSE

This Standard Operating Procedure (SOP) delineates the policies and procedures to be followed in the conduct of the Desert Talon Drill Competition hosted by Hamilton High School AFJROTC. **NEW INFORMATION IS HIGHLIGHTED IN YELLOW**

SECTION I – GENERAL PROVISIONS

1. Operation:

a. The Desert Talon Drill Competition will be conducted on 5 November 2022 in accordance with (IAW) the policies and procedures set forth in this SOP, in compliance with the following instructions/manuals, as applicable:

DAFPAM 34-1203

Army TC 3-21.5

Army TC 3-21.5

DAFI 36-2903

AFJROTC Uniform and Awards Guide

Air Force Drill and Ceremonies

Army Drill and Ceremonies, Weapons movement

Color Guard procedures

Dress and Appearance of Air Force Personnel

Cadet Dress and Appearance

Cadets from Army, Marine Corps and Navy JROTC must comply with applicable service manuals. A quick reference guide will be available for the judges to utilize during the event.

b. Teams must check-in, upon arrival, at the team check-in table. A copy of the final events schedule will be provided at that time.

c. Entry fee varies depending on the category a high school has opted to compete in. **Entry forms (Atch 6) must be received by 20 October 2023.** Late entries will be considered on a case by case basis. Entry fee may be paid on the day of the event, with prior notification. Start times will be determined by a random drawing. Special consideration will be given to those teams located outside the Phoenix metro area. Units will be notified NLT two weeks prior to the meet of their start times.

d. There will be 13 categories of competition:

Four person Exhibition, armed

10+ Inspection unarmed

Four person Exhibition, unarmed

10+ Regulation unarmed

Challenge Color Guard

10+ Exhibition unarmed

Individual Drill Down unarmed*

10+ Inspection, armed

Individual Drill Down armed*

10+ Regulation, armed

Color Guard

10+ Exhibition armed

Sweepstakes

*Open to all cadets, in uniform, and in good standing

e. Units may enter **ONE** team in each category of the competition.

- f. The only personnel allowed on the inspection and/or drill pads will be the judges and performing team members. Any violation will result in disqualification of the offender's team.
- g. All areas on the Hamilton Campus are designated "no salute areas" during the drill meet.
- h. Teams should plan to arrive in uniform. No dressing rooms will be available.
- i. The competition area is located on the south side of the school. Competitor/spectator parking is located near the football field on the south side of the school.
- j. Teams failing to report for an event within five-minutes of the scheduled time will be disqualified.
- k. Score sheets will be mailed to participants.

2. Team requirements:

All 10+ Inspection teams must consist of a minimum of 9 and a maximum of 12 marching members PLUS a team commander. 10+ Regulation and 10+ Exhibition teams must have a minimum of 10 just like the inspection teams but have no maximum. Four person teams must have 4 persons. Color Guards must consist of four members. There will be a 25-point deduction for each cadet under/over the requirement. Team members must be currently enrolled in their school's JROTC course and meet eligibility requirements IAW the Arizona Interscholastic Association.

3. Uniform requirements:

Color guards and exhibition drill teams may wear specialized uniforms as prescribed by their service affiliate guidelines. For inspection and regulation events, all cadets will wear at least a CLASS B, Service uniform. Air Force cadets may wear at least a CLASS B uniform combination that complies with the AFJROTC drill team uniform guidelines published 15 May 2022. At a minimum all cadets from all branches will wear grade insignia, ribbons, name tags and mandatory patches, as specified by service affiliate guidelines. **WEAR OF MEDALS BY AFJROTC UNITS IS PROHIBITED.** Shoe taps are not permitted. Cords may be worn, as authorized by service affiliate guidelines. **Teams reporting for events in flagrant violation of these requirements will be DISQUALIFIED from the event. Teams with violations of these requirements will be docked points for each event.**

4. Weapons requirements:

a. Weapons carried by the color guards and the armed drill teams must be the demilitarized M-1 Garand, Springfield 1903, the Daisy Replica Rifle, or the appropriate service equivalent. The type of weapons carried by a team must be uniform. The armed drill team commanders will carry a demilitarized or replica rifle matching those carried by team members, or a sword/saber. All weapons are required to have slings. Teams may tape/strap their slings to the weapon stocks for the armed events. **Teams will be DISQUALIFIED for weapons not meeting these criteria.**

5. Judging:

a. Senior ROTC Cadets and/or active duty, reserve, or guard personnel will judge each category of the competition.

b. The head judge of each event will accomplish verification of all scoring sheets.

c. The decision of the judges as to scoring and penalties will be final. With regards to disputes, instructors (except host unit), parents and cadets are prohibited from communicating with the judges. Any questions concerning the judging and/or scoring will be addressed to an instructor of the host unit. Questions/concerns may be posed by the unit instructor staff only. Any violation of this procedure may result in disqualification of a team.

d. Judges will not insult, demean, harass, or bully the competitors, or use language inappropriate to the high school environment. **Communications with the competitors will be limited to those communications between the judges and the team members which are necessary for the conduct/scoring of the events. No other communication is permitted.**

e. Judges will score each event INDEPENDENTLY. They may only confer on issues such as boundary violations, omitted commands and other non-subjective issues.

f. Judges will stay clear of each marching member's line of travel during the team's performance.

6. Drill Pad Dimensions

Inspection Pad	30' x 30'
10+ Drill Events	100' x 100'
Color Guard	50' x 50'
4 Person Exhibition	50' x 50'

7. Security and Safety:

a. Safety is **ALWAYS** a priority and the responsibility of each individual both on and off the drill pad. Accidents will be reported immediately to the host school instructor staff.

b. No secure facilities will be available for the storage of demilitarized weapons. Security of demilitarized weapons will be the responsibility of the owning unit. Any demilitarized weapon or replica weapons found unattended will result in disqualification of the responsible team.

c. No side shows, spinning or practicing with rifles in the competition/spectator areas. **THERE IS ABSOLUTELY NO PRACTICING ON THE COMPETITION PADS, BEFORE OR DURING THE MEET.** A practice area will be available.

COVID PROTOCOLS AND PROCEDURES

COVID protocols and procedures will be used for this drill meet. The protocols and procedures override the standard procedures for conducting the drill meet and will be adhered to. Teams that do not comply with protocols and procedures may be disqualified from an event, asked to leave the meet or both.

- All schools must comply with the current protocol procedures established by their school district.
- On Chandler Unified School District property
 - o There are no COVID protocols in place.

SECTION II – INSPECTION PROCEDURES

1. Regulation drill teams will be inspected in the designated inspection areas adjacent to their respective drill pads. Teams will be formed in no more than three elements. Cadets inspected must be the same cadets who will participate on that team for the regulation drill event. **TEAMS DO NOT REQUEST PERMISSION TO ENTER OR EXIT THE PAD.**
2. Teams will be formed into three elements for the inspection. The commander will form the team on the ready line outside the inspection pad, so they can march onto the pad in column formation. On the command "**XXXXX Report.**" from the head judge, the team commander will move the team onto the inspection pad, through the designated entry, execute a left face, and prepare the team for inspection. The commander will salute and report to the head judge, "Sir/Ma'am _____ High School, Team number/name ___ is prepared for inspection." The head judge will inspect the team commander and the first element. Note: The team commander will not accompany the head judge during the inspection. The remaining field judges will inspect the second and third elements, respectively. Armed cadets will execute "inspection arms" when the judge is positioned directly in front of the cadet. The judges will **NOT** take the weapon. When the judge moves to the next individual, the previous cadet will execute "port arms" followed by "order arms." Upon completion of the inspection, the team commander will reform the team in preparation for their regulation drill event. Team commanders will salute and report "Sir/Ma'am _____ High School, Team number/name ___ reports out of the inspection phase of drill competition." Once the commander's salute is acknowledged the commander will command right face, and immediately exit the drill pad through the designated exit.
3. The pad boundaries will be marked with cones and paint.
4. Judges will not touch competitors.
5. Judges will ensure the inspection is completed within the allotted 10-minute time.
6. Knowledge questions **will** be included.
7. **Teams will not chant, sing jodies or conduct moral checks inside any pad boundaries**
8. The maximum possible score in this event is 720 points.

SECTION III – REGULATION DRILL

- 1 TEAMS DO NOT REQUEST PERMISSION TO ENTER OR EXIT THE PAD.** On the command "**XXXXX Report.**" from the head judge, the team commander will march their team onto the drill pad utilizing the designated entry and center their team on and six paces from the head judge in line formation. Team commanders will salute and report "**Sir/Ma'am** _____ High School, Team number/name ___ reports in for the regulation drill competition." Once the commander's salute is acknowledged the commander will immediately commence the regulation drill sequence (Atch 1 unarmed, Atch 2 armed). The published sequences list all commands to be given in the prescribed order. **Commands used and execution of the movement must comply with the appropriate manual and will be strictly enforced.** No cue cards or other aids may be used. Five penalty points will be assessed for every command missed or extra command given. Commands which appear **CAPITALIZED** and in **bold print** on the sequence sheets require a five-second pause before the next command is given. Cadence will be measured at a specified point in the drill sequence and a penalty will be assessed if the cadence is not according to service manual standard. When the last command of the regulation sequence is completed, the team commander will have halted their team, so they are in line formation and centered on their formation. The commander will position themselves, so they are halted, centered and six paces from the head judge. Team commanders will salute and report "**Sir/Ma'am** _____ High School, Team number/name ___ reports out of the regulation drill competition." Once the commander's salute is acknowledged the commander will immediately exit their team from the drill pad through the designated exit.
2. Regulation drill events are not timed. Judging begins when the first team member enters the pad and ends when the last team member exits the pad.
3. The pad boundaries will be marked with orange cones and paint. Five penalty points will be assessed for every person guilty of a boundary violation. A boundary violation is defined as a commander or any team member stepping on or over the boundary marker or violating basic drill and ceremony tenants to prevent a boundary violation. Entry and exit points for the regulation drill events will be clearly marked with cones. Teams not entering/exiting through these points will be assessed appropriate penalties for boundary violations.
4. Music, loudspeakers, or any means of verbal cadence are forbidden and will result in a 50 point penalty.
5. A 5-point penalty will be assessed for each weapon dropped.
6. Teams may be formed in three or four elements.
7. **Teams will not chant, sing jodies or conduct moral checks inside any pad boundaries**
8. The maximum possible score is 1050 points.

SECTION IV – EXHIBITION DRILL

1. **TEAMS DO NOT REQUEST PERMISSION TO ENTER OR EXIT THE PAD.** On the command “**XXXXX Report.**” from the head judge, the team commander will begin the exhibition sequence either by reporting in to the head judge from their entry point or move the team onto the exhibition pad and then report in. Team commanders will salute and report “**Sir/Ma’am** _____ High School, Team number/name ___ reports in for the exhibition drill competition.” Once the commander’s salute is acknowledged the team will either commence the exhibition drill sequence or continue the sequence. Teams may enter and exit from any point on the perimeter of the exhibition drill pad.
2. The exhibition drill sequence is limited only by the team’s imagination and ingenuity. Scoring of the sequence is based upon floor coverage, cadet appearance, military flavor, precision, showmanship, degree of difficulty, variety, and cadet bearing. Music, loudspeakers, or any means of verbal cadence are forbidden. **ONLY THOSE COMMANDS NECESSARY FOR THE MOVEMENT OF THE TEAM ARE PERMITTED.**
3. Judging and timing will commence when the first team member enters the drill pad and will end when the last member exits. Time limits for the unarmed/armed exhibition drill are: 6 - 9 minutes. Time limits for the 4 person unarmed/armed exhibition drill are 3 - 5 minutes. One penalty point will be assessed for each second over or under the prescribed time limits.
4. The boundaries will be painted/taped and marked with orange cones. Five penalty points will be assessed for each individual who violates a boundary. A boundary violation is defined as the commander or any team member stepping on or over the boundary (except during team entry/exit) or violating the basic drill and ceremonies tenants to prevent a violation.
5. A team must have the minimum number of individuals performing on the pad. Members of the team who are on the pad but don’t actually perform with the team will incur penalty points. The point value is at judge’s discretion.
6. No cadet may be lifted off the marching surface for any reason. Teams violating this rule will be immediately removed from the drill pad and disqualified.
7. A 25-point penalty will be assessed for each weapon dropped.
8. **Teams will not chant, sing jodies or conduct moral checks inside any pad boundaries.**
9. Teams are required to report out.
10. The maximum possible score is 1020 points for 10+ exhibition teams and 900 points each for four person teams, duos and solos (if scheduled).

SECTION V – COLOR GUARD

1. The color guard commander will form the unit at the entry point for the inspection. Weapon bearers will be required to perform inspection arms during the inspection. The color guard inspection will be based upon proper dress and grooming, team uniformity, and military bearing. Knowledge questions **will** be included. The inspection is not part of the color guard sequence. Teams will begin the sequence when told to by the head judge.

2. TEAMS DO NOT REQUEST PERMISSION TO ENTER OR EXIT THE PAD.

On the command "**XXXXX Report.**" from the head judge, the team commander will move the team onto the color guard pad and uncasing the colors. When uncasing is completed the team commanders will give the team present arms and report "Sir/Ma'am _____ High School, Team number/name ___ reports in for the color guard competition." Once the commander's salute is acknowledged the team will continue the color guard sequence.

3. The pad boundaries will be marked with orange cones and paint. The entry/exit point will be marked with cones. Five penalty points will be assessed for every person guilty of a boundary violation. A violation is defined as a commander or any team member stepping on or over the boundary marker or violating basic drill and ceremony tenants to prevent a violation.

4. When told to begin by the head judge, the color guard will commence with the color guard routine (Atch 3). No cue cards or other aids may be used. The uncasing of the colors is a scored portion of this event. Commands which appear **CAPITALIZED** and in **bold print** on the sequence sheet require a five-second pause before the next command is given. Five penalty points will be assessed for every command missed or extra command given. **AFJROTC teams will perform this event IAW Army TC 3-21.5 i.e. at close interval utilizing a 30-inch step, 120 steps per minute cadence, and arm swing of 9 inches in front and 6 inches to the rear.** Music, loudspeakers, or any means of verbal cadence are forbidden. Maximum cadence penalty will be assessed for this type of violation. Cadence will be measured at a specified point in the drill sequence and a penalty will be assessed if the cadence is not 120 steps per minute.

5. The Color Guard Commander must be the National Color bearer but is not required to be the highest-ranking member of the Color Guard. The subordinate flag may be the Arizona State flag, Service Flag, or an appropriately sized unit/school flag.

6. Flags utilized will not be smaller than 3' x 4' in exterior dimension. **Any flag touching the ground will disqualify the team.**

7. Failure to show proper respect to the National Color will disqualify the team. **(e.g., National Color improperly displayed or positioned)**

8. The color guard competition is not a timed event.

9. Teams will not chant, sing jodies or conduct moral checks inside any pad boundaries

10. The maximum possible score is 1020 points.

SECTION VI – INDIVIDUAL DRILL DOWN

1. Each unit may enter as many cadets in the individual drill down competition as they wish. All participants will be charged \$3.00 each to compete. Drill down tickets can be purchased on the day of the competition at the check-in table. The ticket will be collected after falling in on the drill pad. The cadets must be in a proper service or utility uniform to participate (No **PT Gear, Travel Uniforms or civilian clothes**). Participants will form up in the designated area when directed by the meet host, upon completion of all other phases of the competition.
2. There are two separate individual drill down competitions, unarmed and armed.
3. Commands will be given that are applicable to all services and may be given stationary or while marching. **“Trick commands” are forbidden.** All competitors will compete according to their particular service drill instructions. All commands will be given with appropriate pauses between commands. **AFJROTC cadets will be judged according to DAFPAM 34-1203 in regard to individual and flight drill. Regarding movement of the weapon, AFJROTC cadets will be judged according to Army TC 3-21.5.** Judging will commence after five “warm-up” commands so that individuals can adjust to the commander’s voice. **Each judge will be assigned to a file/rank in the formation and may eliminate competitors ONLY from that file/rank.** Any participant deviating from procedures in the appropriate service manual will be eliminated. A judge will tap the cadet’s shoulder and may or may not provide a brief description of the discrepancy. If eliminated, the cadet will exit the formation in a professional manner and clear the drill pad immediately. All decisions of the judges are final.
4. The last three remaining cadets will vie for 1st 2nd and 3rd place.

SECTION VII – SWEEPSTAKES

To be eligible for sweepstakes, units must enter one 10 + team in inspection regulation and exhibition for both armed and unarmed as well as Color Guard event. Challenge Color Guard, 4 person exhibition and drill down participation are not counted toward sweepstakes scores.

In the event there are 4 or fewer teams eligible for the sweepstake based on this rule, a tally will be taken and the teams that come closest to meeting the criteria will be eligible for sweepstake For example: Only two teams meet the eligibility rule for sweepstakes. A tally is taken, and three additional teams have both armed and unarmed teams without exhibition and a color guard team, therefore those teams will be added to the sweepstakes pool and the exhibition portion will not count toward sweepstakes.

SECTION VIII - JUDGING RESPONSIBILITIES

1. The judging assignments for the respective phases of the competition are as follows:

- a. Inspection (unarmed/armed) - 3 judges
- b. Regulation (unarmed/armed) – 3 judges
- c. Exhibition (unarmed/armed) - 3 judges
- d. Color Guard (to include challenge teams) -3 judges
- e. 4-Person Exhibition (unarmed/armed) - 3 judges
- g. Individual drill down (unarmed and armed) - Judges determined by formation size

2. The following responsibilities are assigned to the respective judges:

a. **Inspection (3)**: Head judges will inspect the team commander and first element. Field judges will inspect the second and third elements.

b. **Regulation (3)**: Head judges will observe the team commander and check the command sequence. Two field judges will observe the team. Field judges will observe a particular boundary for violations as well as cadence.

c. **Color Guard (3)**: The head judge will inspect the color guard, observe the team, and check the command sequence. Two field judges will observe for violations of compliance, and proper execution. One judge will check the cadence and observe for boundary violations.

d. **Individual Drill Down (One per file/rank)**: Judges will observe competitors for proper compliance and execution of commands. Any violation or deviation will result in elimination from the drill down. The judge will tap the competitor on the shoulder and may or may not provide a brief discretion of the violation/discrepancy. **Judges may only eliminate competitors from their assigned file/rank.**

SECTION IX – TIE BREAK PROCEDURES

1. First-level tiebreaker for all events, except sweepstakes, is the head judge's score. Second-level tiebreaker is the highest field judge's score. Third-level tiebreaker is the team with the least number of penalty points.

2. First-level tiebreaker for Sweepstakes is the Head Judge's total scores for the four events utilized in the unit's score computation. Second-level tiebreaker is Judge #2s total scores for the four events utilized in the unit's score computation. Third-level tiebreaker is the team with the least number of penalty points.

SECTION X – AWARDS PRESENTATION

1. Awards will be presented immediately following the conclusion of the individual drill down phase. Teams will form around the perimeter of the drill down area to allow sufficient space for trophies to be awarded.
2. Trophies will be awarded to the top three teams/individuals in each of the following categories:
 - a. Individual Drill Down Unarmed
 - b. Individual Drill Down Armed
 - c. Four-person Exhibition, Armed
 - d. Four-person Exhibition Unarmed
 - e. Challenge Color Guard
 - f. Color Guard
 - g. 10+ Inspection Unarmed
 - h. 10 + Regulation Unarmed
 - i. 10+ Exhibition Unarmed
 - j. 10+ Inspection Armed
 - k. 10 + Regulation Unarmed
 - l. 10+ Exhibition Armed
 - m. Sweepstakes

UNARMED REGULATION DRILL SEQUENCE

A 5-second pause is required after executing all **BOLD UPPERCASE COMMANDS**.

TEAM ENTERS & REPORTS IN (SEE SECTION III)

1. Dress Right Dress*
2. Ready Front
3. **PARADE REST**
4. Flight, Attention
5. Present Arms
6. Order Arms
7. Count Off
- 7a. Right Face (AF ONLY)**
8. Close March
9. Extend March
- 9a. Left Face (AF ONLY)**
10. Right Face
11. Left Face
12. Open Ranks w/Ready Front*
13. Close Ranks March
14. Left Step March
- 14a. **FLIGHT HALT**
15. Left Face
16. Right Step March
- 16a. **FLIGHT HALT**
17. Four steps Forward March
18. About Face
- 18a. Forward March
19. Column Right w/forward march
20. Column Right w/forward march
21. Column Right w/forward march
22. Left Flank March
23. Right Flank March
- 23a. **FLIGHT HALT**
24. Column Left w/forward march
25. To the Rear March
26. To the Rear March
- 26a. **FLIGHT HALT**
27. Column of File from the Right March
- 27a. **FLIGHT HALT**
28. Column of Threes to the Left March
29. Column Left w/forward march
30. Double Time March
31. Quick Time March
32. Column Left w/forward march
33. Change Step March
- 33a. **FLIGHT HALT**
34. Column Left w/forward march
35. Column ½ Left March
36. Column ½ Left March
37. Counter w/forward march
38. Counter w/forward march
39. Eyes Right
40. Ready Front
41. Column Left w/forward march
42. Column Left w/forward march
- 42a. **FLIGHT HALT**
- 42b. Forward March
43. To the Rear March
44. To the Rear March
45. Half Step March
- 45a. **Forward March**
46. Left Flank March
- 46a. **FLIGHT HALT**

All commands must be given according to the team's service affiliation . . .

Army ATC 3-21.5, DAFPAM 34-1203, etc.

*** Team commander does NOT check alignment.**

**** DAFPAM 34-1203 does not allow Close/Extend March during in line formation. Air Force Teams must use commands 7a and 9a. Army, Marine Corps and Navy Teams do not use 7a and 9a.**

TEAM REPORTS OUT AND EXITS (SEE SECTION III)

ATTACHMENT 1

ARMED REGULATION DRILL SEQUENCE

A 5-second pause is required after executing all **BOLD UPPERCASE COMMANDS**.

TEAM ENTERS & REPORTS IN (SEE SECTION III)

1. Inspection Arms
2. Ready, Port Arms (or Port arms)
3. Order Arms
4. Dress Right Dress*
5. Ready Front
- 6. PARADE REST**
7. Flight, Attention
8. 15-Count Manual Arms
9. Count Off
- 9a. Right Face (AF ONLY)**
10. Close March
11. Extend March
- 11a. Left Face (AF ONLY)**
12. Open Ranks w/Ready Front
13. Close Ranks March
14. Left Step March
- 14a. FLIGHT HALT**
15. Left Face
16. Right Step March
- 16a. FLIGHT HALT**
17. About Face
18. Right Shoulder Arms
- 18a. Forward March
19. Column Right w/forward march
20. Column Right w/forward march
21. Column Right w/forward march
22. Left Flank March
23. Right Flank March
24. Column Left w/forward march
25. To the Rear March
26. To the Rear March
- 26a. FLIGHT HALT**
27. Port Arms
28. Column of Files from the Right
- 28a. FLIGHT HALT**
29. Column of Threes to the left March
30. Column Left w/forward march
31. Double Time March
32. Quick Time March
33. Column Left w/forward march
34. Right Shoulder Arms
- 34a. FLIGHT HALT**
35. Column Left w/forward march
36. Column ½ Left March
37. Column ½ Left March
38. To the Rear March
- 39 To the Rear March/Flight, Halt**
40. Forward March / Eyes Right
41. Ready Front
42. Column Left w/forward march
43. Left Shoulder Arms
44. Column Left w/forward march
45. Change Step, March
46. Left Flank March
- 46a. FLIGHT HALT**

All commands must be given according to the team's service affiliation . . .

Army ATC 3-21.5, DAFPAM 34-1203, etc.

*** Team commander does NOT check alignment.**

**** DAFPAM 34-1203 does not allow Close/Extend March during in line formation. Air Force Teams must use commands 9a and 11a. Army, Marine Corps and Navy Teams do not use 9a and 11a.**

TEAM REPORTS OUT AND EXITS (SEE SECTION III)

ATTACHMENT 2

COLOR GUARD SEQUENCE (Includes challenge teams)

A 5-second pause is required after executing a BOLD UPPERCASE COMMAND.

1. Uncase Colors
2. Report In
3. Colors Reverse March (forward march)
4. Left Wheel March (forward march)
5. Colors Reverses March (forward march)
6. Colors Halt
7. Order Arms
8. Parade Rest
9. Colors Attention
- 10. CARRY COLORS**
11. Forward March
12. Right Wheel March (forward march)
13. Right Wheel March (forward march)
14. Colors Reverse March (forward march)
15. Eyes Right
16. Ready Front
17. Left Wheel March (forward march)
18. Left Wheel March (forward march)
19. Left Wheel March (forward march)
- 20. COLORS HALT**
21. Report Out

ATTACHMENT 3

INSPECTION STUDY MATERIAL (ACCEPTABLE QUESTIONS)

All cadets should be familiar ***AT A MINIMUM*** with the material contain in this attachment. **It is not required for cadets to know the leadership in the other branches of service . . . but it would be helpful.** Questions may be drawn from Customs and Courtesies, Dress and Appearance, Drill and Ceremonies, Color Guard, National Leadership as well as current events. **Some commonly used questions are provided.**

NATIONAL LEADERSHIP

President, Commander-in-Chief	Joe Biden
Vice President	Kamala Harris
Secretary of State	Anthony Blinken
Secretary of Defense	Lloyd J. Austin III
Chairman, Joint Chiefs of Staff	General Mark A. Milley (USA)
Secretary of the Air Force	Frank Kendall
Chief of Staff, US Air Force	General Charles Q. Brown Jr
Chief Master Sergeant of the Air Force	Chief Master Sergeant JoAnne S Bass
Chief of Space Operations	General B. Chance Saltzman
Chief Master Sergeant of the Space Force	Chief Master Sgt. Roger A. Towberman
Commander, AETC	Lt. Gen. Brian S. Robinson
Air University Commander	Lt. Gen. Andrea D. Tullos
Commander, Holm Center	Brigadier General Houston R. Cantwell
Director of AFJROTC	Colonel John McGonigal
Secretary of the Army	Christine Wormuth
Chief of Staff of the Army	General James C. McConville
Sergeant Major of the Army	Sergeant Major Michael R. Wiemer
Secretary of the Navy	Carlos Del Toro
Commandant of the Marine Corps	General David H. Berger
Sergeant Major of the Marine Corps	Sergeant Major Troy E Black
Chief of Naval Operations	Admiral Michael Gilday
Master Chief Petty Officer of the Navy	MCPON James M. Honea

As a matter of protocol, the term "The Honorable . . ." is used in writing and in a verbal introduction. It is not used in conversation. Therefor when asked (for example): "Who is the President of the United States?" or "Who is the Secretary of the Army?". The correct response is: "The President of the United States is Joe Biden." or "The Secretary of the Army is Christine Wormuth."

CUSTOMS AND COURTESIES

1. The position of honor is on the right. Therefore, those senior in rank should walk on the right.
2. The salute is a greeting between military personnel.
3. All cadets will render the hand salute to the President, all commissioned and warrant officers of the United States Armed Forces (active duty and retired), to officers of friendly nations, and JROTC cadets from any service who are officers of higher rank.

CORE VALUES

DEPARTMENT of the ARMY: Loyalty, Duty, Respect, Selfless Service, Honor, Integrity, Personal Courage

DEPARTMENT of the NAVY: Honor, Courage, Commitment

DEPARTMENT of the AIR FORCE: Integrity first, Service before self, Excellence in all we do

GENERAL KNOWLEDGE

1. When did Arizona become a state?
A. 14 February 1912
2. What is the state nickname?
A. The Grand Canyon State
3. What is the state motto?
A. Ditat Deus – God Enriches
4. What is the Capital of Arizona?
A. Phoenix
5. What is the State Bird?
A. Cactus Wren
6. What is the State Flower?
A. Saguaro Cactus Blossom
7. What is the State Tree?
A. Palo Verde
8. Who wrote the National Anthem?
A. Francis Scott Key
9. What is the name of the National Anthem?
A. The Star-Spangled Banner
10. When was the National Anthem written?
A. During the bombardment of Fort McHenry (War of 1812)
11. What are the first ten Amendments to the U.S. Constitution called?
A. The Bill of Rights
12. What is the Nomenclature of your weapon?
A. U S rifle caliber .30 M1903A3, is a lightweight, manually operated, bolt action, magazine fed, breech loading, shoulder weapon.
13. What is the weight of your weapon?
A. 8.69 lb.
14. What is the length of your weapon?
A. 43 inches
15. What is the Barrel length of your weapon?
A. 24 inches
16. What is the first step in handling any weapon?
A. Clearing it
17. What is carried in the hollow compartment in the rifle stock?
A. Cleaning equipment
18. Why do you do Inspection Arms before handing the inspector the weapon?
A. To ensure you are not handing the inspector a loaded weapon
19. What do the parts of the U.S. Flag represent?
A. Blue field (rectangle) with white stars represent the Union, the white stars represent the states, the red and white stripes represent the original 13 colonies
20. What do the colors on the U.S. Flag represent?
A. Red – hardiness, valor; White – hope, purity, innocence; Blue – color of reverence to God, loyalty, vigilance, perseverance, justice
21. How many stars show on a properly folded U.S. Flag?
A. Four
22. What does the 13 rays of red and gold on the top half of the Arizona flag represent?
A. Both the 13 original colonies of the Union, and the rays of the Western setting sun
23. Why is there a copper star in the center of the Arizona flag?
A. Arizona was the largest producer of copper in the nation
24. How many stars are on the Arizona flag?
A. One (1)

INDIVIDUAL DRILL DOWN COMMANDS

Not all the commands may be used.

1. Attention
2. Present Arms
3. Order Arms
4. Parade Rest
5. Right Face
6. Left Face
7. About Face
8. Count Off
9. Dress Right Dress
10. Ready Front
11. Half Right Face
12. Half Left Face
13. Forward March
14. Halt
15. Right Step March
16. Left Step March
17. Close March
18. Extend March
18. Change Step March
19. Column Left March
20. Column Right March
21. To the Rear March
22. Right Flank March
23. Left Flank March
24. Half Step March
25. Mark Time March
26. Double Time March
27. Column Half Left March
28. Column Half Right March
29. Eyes Right
30. By-the-Numbers
31. Cover
32. As You Were
33. Port Arms
34. Right Shoulder Arms
35. Left Shoulder Arms
36. Inspection Arms
37. 15 Count Manual of Arms




Attachment 5

Desert Talon Entry Form

School Name _____ **Service Branch** _____

Choose a package by placing a check mark in the box next to the price.

A school may only enter one team per event.

CHOOSE YOUR PACKAGE	PRICE	Place checkmark here
All-In Package- Includes: 10+ Armed Inspection, Regulation, Exhibition 10+Unarmed Inspection, Regulation, Exhibition Four Person Armed Exhibition Four Person Unarmed Exhibition Color Guard Challenge Color Guard	\$160	
Grand Champion Package- Includes: 10+ Armed Inspection, Regulation, Exhibition 10+Unarmed Inspection, Regulation, Exhibition Color Guard	\$110	
AI A Carte -Place a check mark in box next to the price:		
10+ Armed Inspection Regulation, 1 per school	\$25	
10+ Unarmed Inspection Regulation, 1 per school	\$25	
10+ Armed Exhibition, 1 per school	\$20	
10+ Unarmed Exhibition, 1 per school	\$20	
Color Guard, 1 per school	\$20	
Challenge Color Guard, 1 per school	\$20	
Four person Armed Exhibition, 1 per school	\$15	
Four person Unarmed Exhibition, 1 per school	\$15	
Place your AI A Carte Total in the price box 		
Pre purchase drill down tickets \$3 per cadet -there are 2 drill downs (Place total dollar amount in the price box) 		
Pre purchase meal tickets \$7 per meal (Place total dollar amount in the price box) 		
TOTAL AMOUNT DUE TO HHS		

Entry forms must be received by 27 October 2023 and may be snail mailed to the address below, or emailed to AZ-862@afjrotc.com.

Please make food, and coin checks payable as follows: (cash is accepted on the day)

AZ-862 Booster Club
3700 S. Arizona Ave.
Chandler, AZ 85248

Please make all entry fees payable as follows: (cash is accepted on the day)
HAMILTON HS AFJROTC
3700 S. Arizona Ave.
Chandler, AZ 85248